

Wave 10' Horizontal Curve - Kit 9

FMLT-WH10-09

Wave is a collection of sophisticated, ergonomically designed exhibit booths. Wave combines state-of-the-art zipper pillowcase dye-sublimated fabric coverings with advanced lightweight aluminum structures to provide unique design, functionality, and style. The excellence of the Wave line of displays, hanging structures and products is simply unmatched. Stretch fabric graphics are hand-sewn, durable and dry-cleanable.



We are continually improving and modifying our product range and reserve the right to vary the specifications without prior notice. All dimensions and weights quoted are approximate and we accept no responsibility for variance. E&OE. See Graphic Templates for graphic bleed specifications.

features and benefits:

- State-of-the-art 30mm aluminum tube frame with snap button assembly
- Includes three 20" wide shelves available in four laminate color options
- Shelves holds max 10 lbs / 4.5 kgs each
- Kit includes: one frame, one dye-sublimated pillowcase zipper graphic, multi-shelf ladder, and one wheeled molded OCL and OCH2 storage case
- Lifetime hardware warranty against manufacturer defects


dimensions:

Hardware	Graphic
Assembled unit: 112.0604"w x 92.7634"h x 40.3791"d	Total visual area: 123.125"w x 92"h
Multi-shelf ladder: 23.6"w x 92.7"h x 26.6"d Shelf dimensions (each): 20.47"w x 11.81"d	Stand-off graphic total visual area: Top & bottom: 21"w x 17"h
Approximate weight (includes graphics): 49.5 lbs / 22.45 kgs	Please be sure to include a 2" bleed around the perimeter of dye-sublimated graphics and a 1/2" bleed around the perimeter of PVC graphics.
Shipping	Refer to related graphic template for more information.
Shipping dimensions - ships in two cases: One OCL case: 19"l x 19"w x 56"h One OCH2 case: 52"l x 30"w x 15"h	Visit: www.exhibitors-handbook.com/graphic-templates
Approximate shipping weight (includes cases): 99.5 lbs / 45 kgs	

additional information:

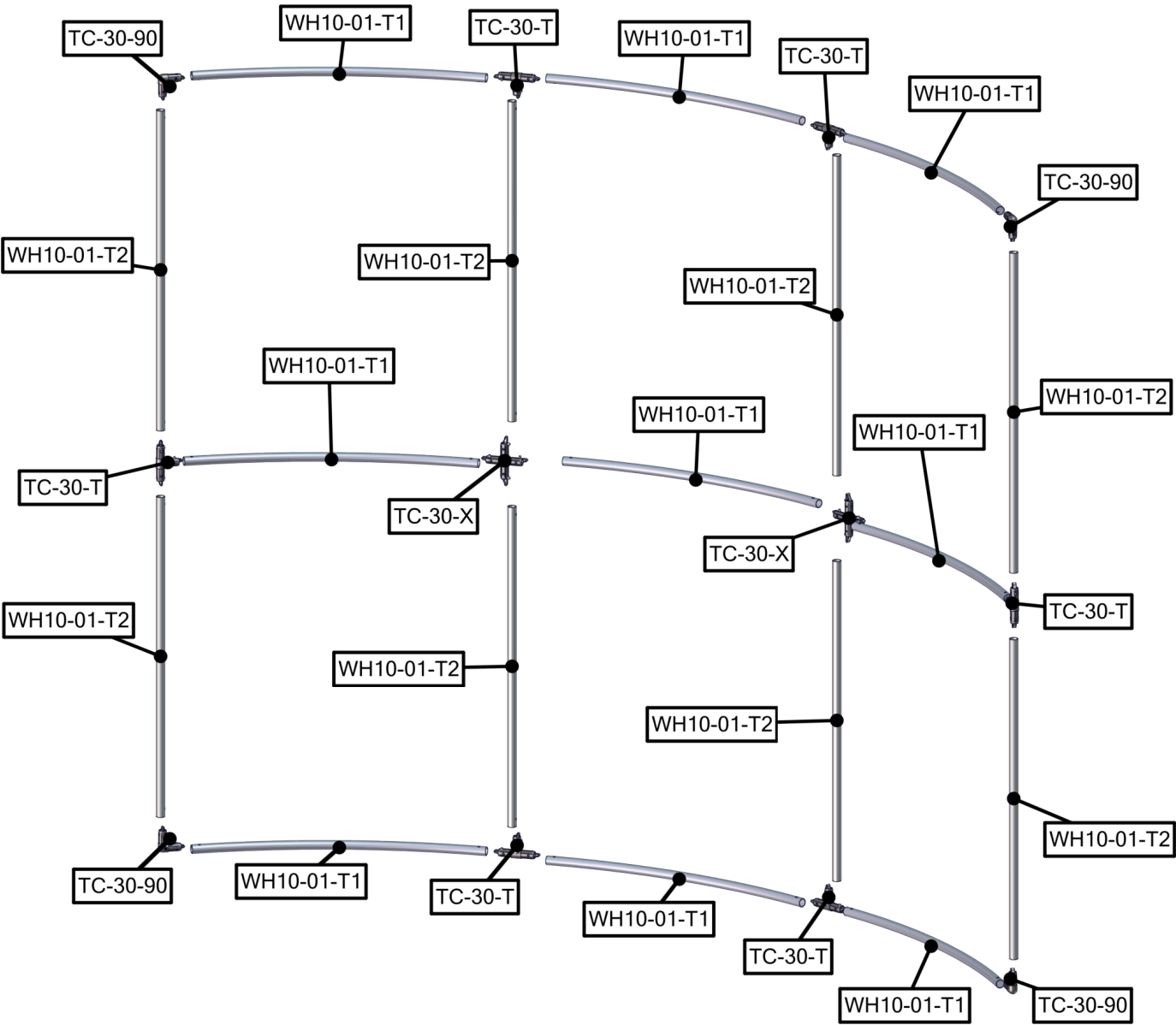
Graphic materials:
Dye-sublimated zipper pillowcase fabric,
3mm white PVC

Table colors:



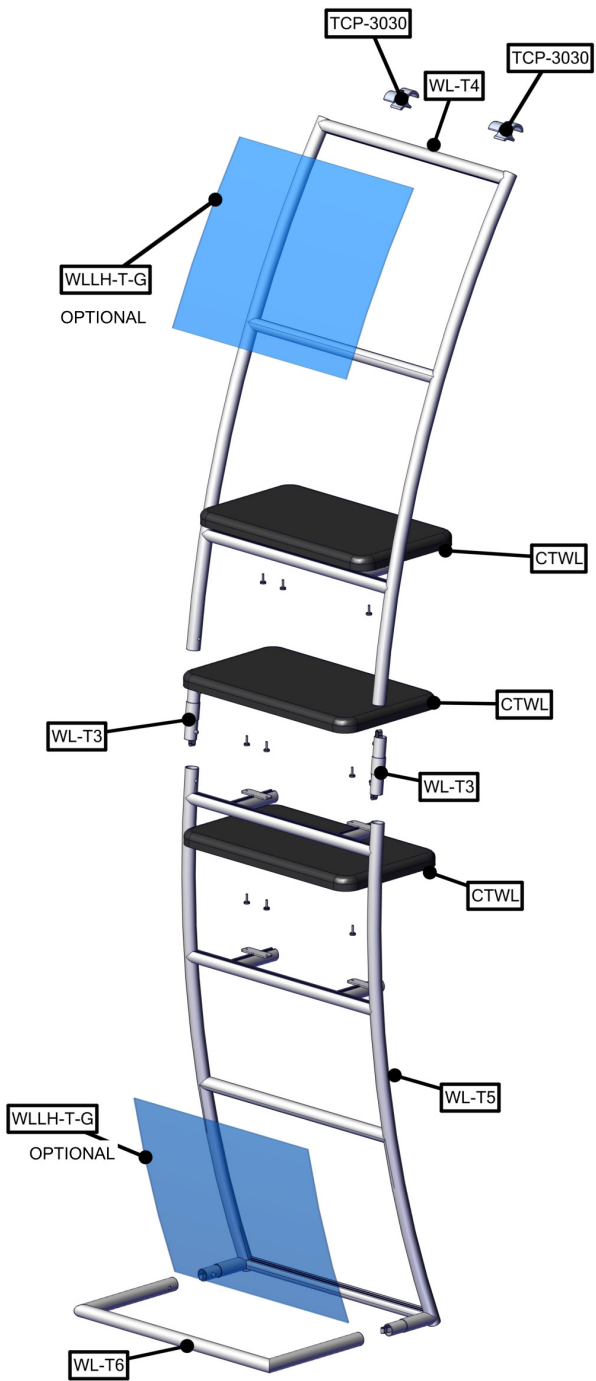
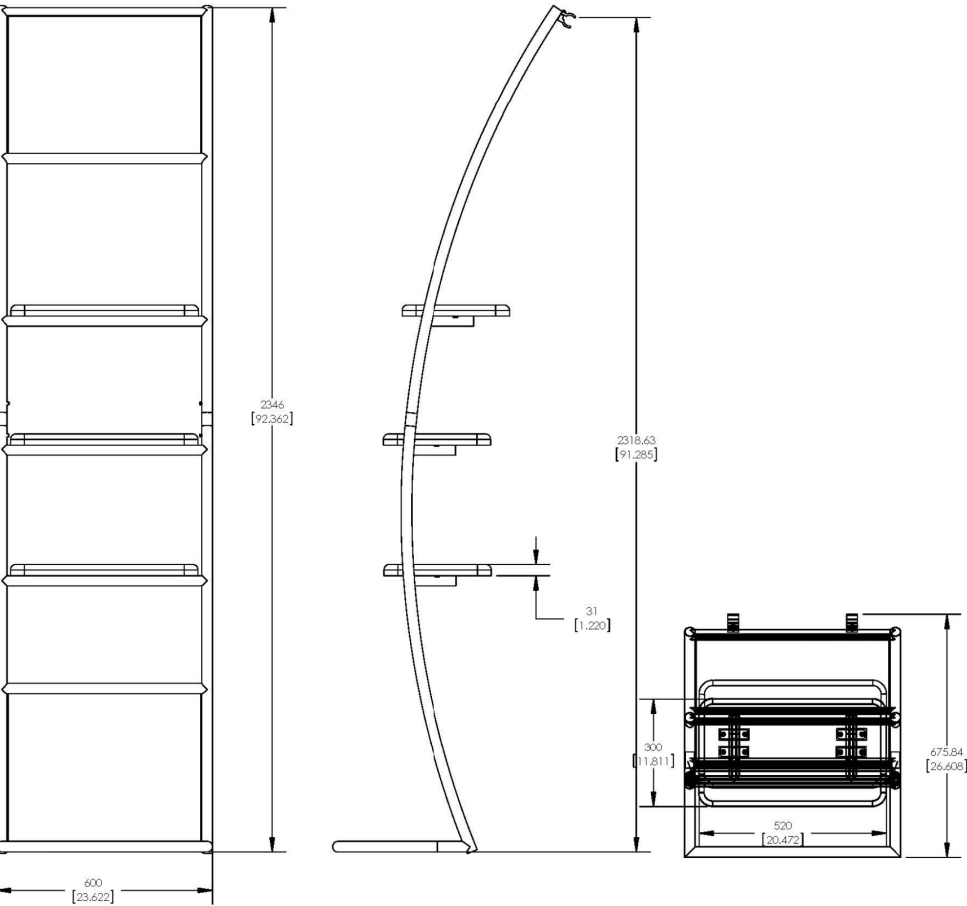
www.display-setup-animations.com

Parts Included		
Part Label	Qty	Part Code
FABRIC GRAPHIC	x1	WH10-01-G
90 DEGREE ELBOW JOINT FOR 30MM TUBING	x4	TC-30-90
T JUNCTION FOR 30MM TUBING	x6	TC-30-T
4 WAY JUNCTION FOR 30MM TUBING	x2	TC-30-X
R2000MM X 30MM TUBE (997MM ARC)	x9	WH10-01-T1
1114MM X 30MM TUBE	x8	WH10-01-T2

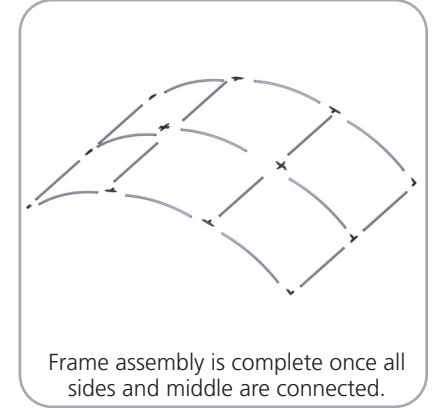
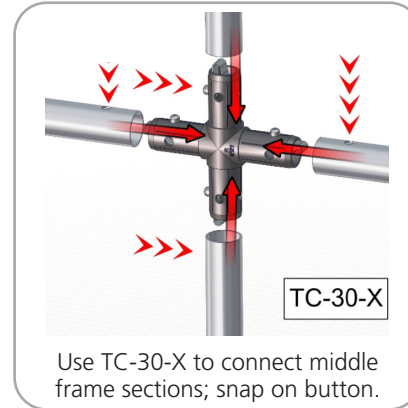
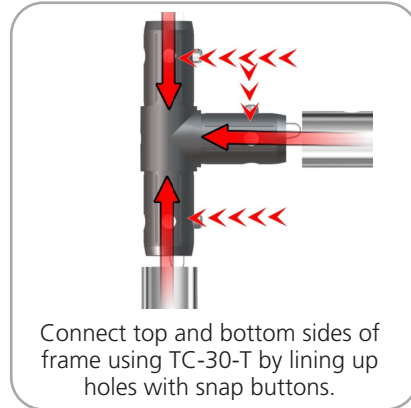
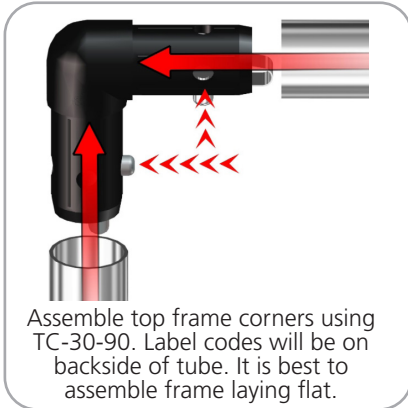


Parts Included – Ladder

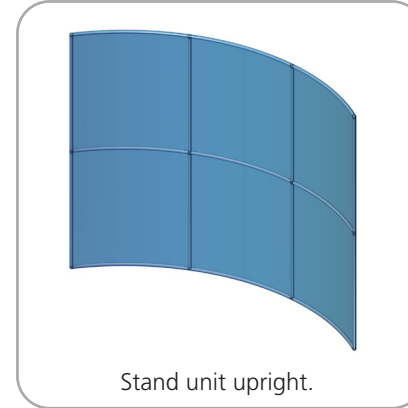
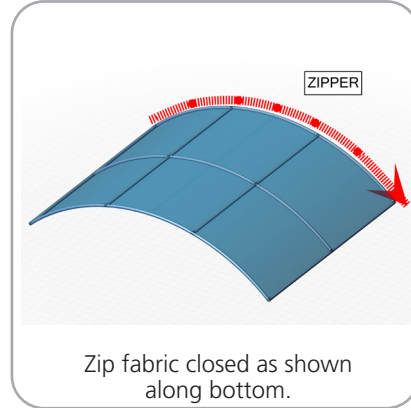
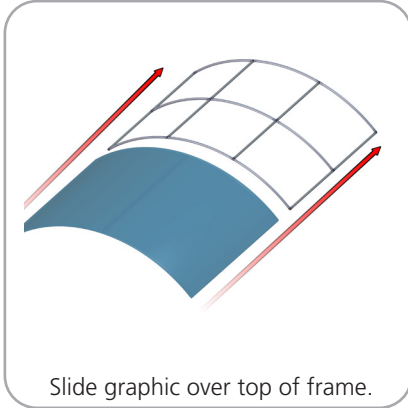
Part Label	Qty	Part Code
520 X 300 X 30 COUNTER	x3	CTWL
PARALLEL TUBE CLAMP FOR 30MM TUBES	x2	TCP-3030
30MM TUBE SECTION	x2	WL-T3
TOP SINTRA GRAPHICS	x2	WLLH-T-G
30MM TUBE SECTION	x1	WL-T5
30MM TUBE SECTION	x1	WL-T6
30MM TUBE SECTION	x1	WL-T4



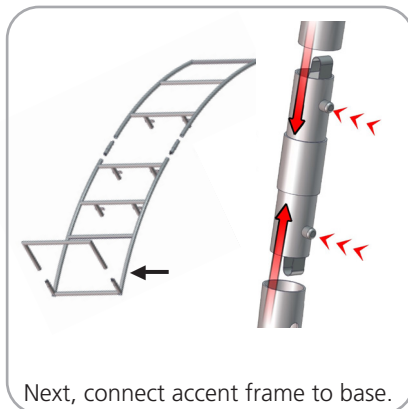
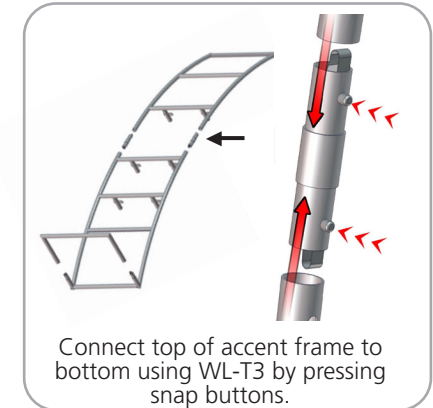
STEP 1: ASSEMBLE FRAME



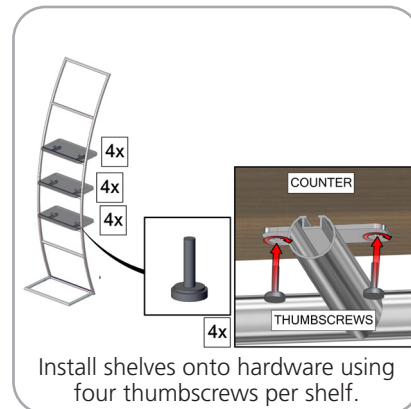
STEP 2: ATTACH GRAPHIC



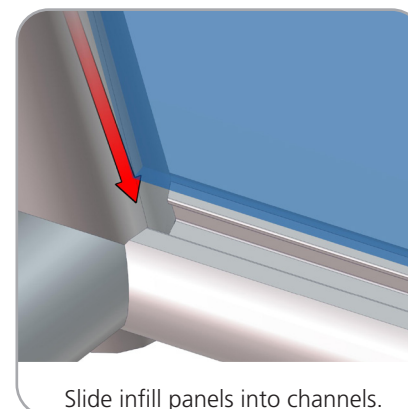
STEP 3: ASSEMBLE LADDER FRAME



STEP 4: ATTACH SHELVES



STEP 5: ATTACH GRAPHICS



STEP 6: ATTACH TO BACKWALL WITH CLAMPS

