

Formulate 10' Horizontal Curve - Kit 2

FMLT-WH10-02

Formulate™ is a collection of sophisticated, ergonomically designed exhibit booths. Formulate combines state-of-the-art zipper pillowcase dye-sublimated fabric coverings with advanced lightweight aluminum structures to provide unique design, functionality, and style. The excellence of the Formulate line of displays, hanging structures and products is simply unmatched. Stretch fabric graphics are hand-sewn, durable and dry-cleanable.



We are continually improving and modifying our product range and reserve the right to vary the specifications without prior notice. All dimensions and weights quoted are approximate and we accept no responsibility for variance. E&OE. See Graphic Templates for graphic bleed specifications.

features and benefits:

- State-of-the-art 30mm aluminum tube frame with snap button assembly
- Easy to store and ship
- Quick to set up
- Kit includes: one frame, one dye-sublimated zipper pillowcase graphic, two Lumina 8-50 watt spot lights, and one wheeled molded OCL storage case
- Lifetime hardware warranty against manufacturer defects

dimensions:

Hardware	Graphic
Assembled unit: 112.0604" w x 96.2515" h x 23.0281" d	Total visual area: 123.125" w x 92" h
Approximate weight (includes graphic): 27.5 lbs / 12.5 kgs	Please be sure to include a 2" bleed around the perimeter. Refer to related graphic template for more information.
Shipping	Visit: www.exhibitors-handbook.com/graphic-templates
Shipping dimensions: One OCL case: 19" l x 19" w x 56" h	
Approximate shipping weight (with case): 47.5 lbs / 21.5 kgs	

additional information:

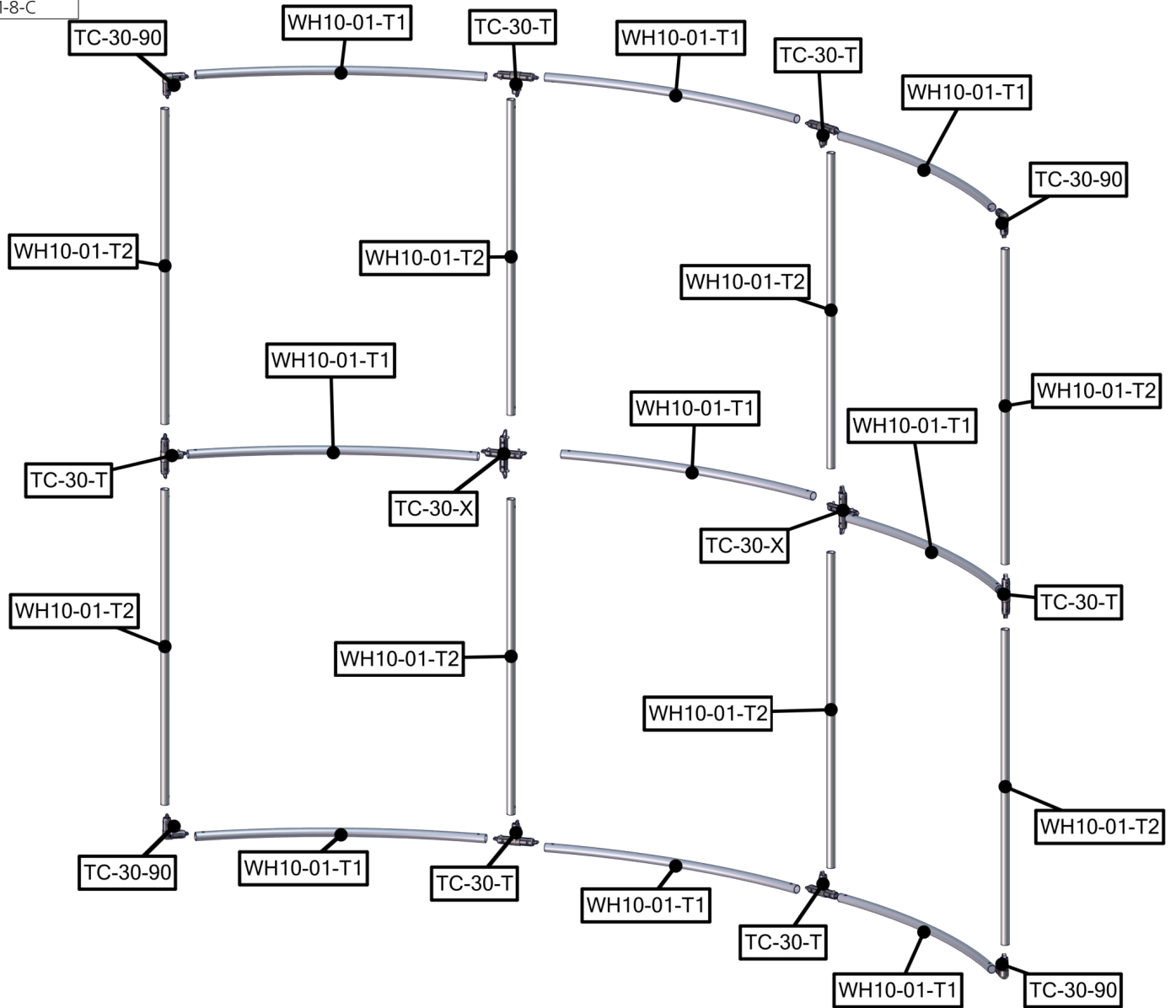
Graphic material:
Dye-sublimated zipper pillowcase fabric

Optional Accessories:
Lumina 8-50 watt halogen lighting, literature pocket, stand-off graphic shelf, graphic header, larger freight cases

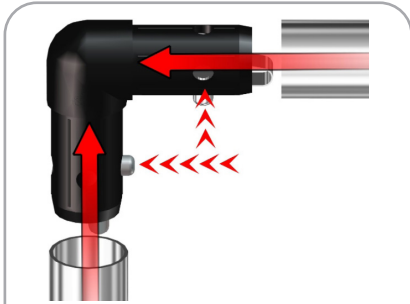


www.display-setup-animations.com

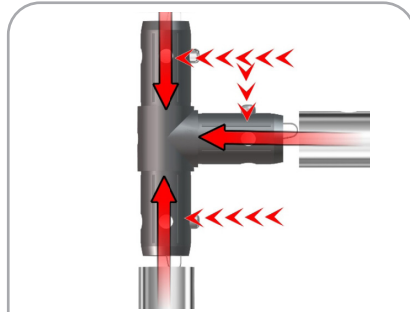
Parts Included		
Part Label	Qty	Part Code
FABRIC GRAPHIC	x1	WH10-01-G
90 DEGREE ELBOW JOINT FOR 30MM TUBING	x4	TC-30-90
T JUNCTION FOR 30MM TUBING	x6	TC-30-T
4 WAY JUNCTION FOR 30MM TUBING	x2	TC-30-X
R2000MM X 30MM TUBE (997MM ARC)	x9	WH10-01-T1
1114MM X 30MM TUBE	x8	WH10-01-T2
LUMINA 8 50 WATT SPOTLIGHT	x2	LUM-8-C



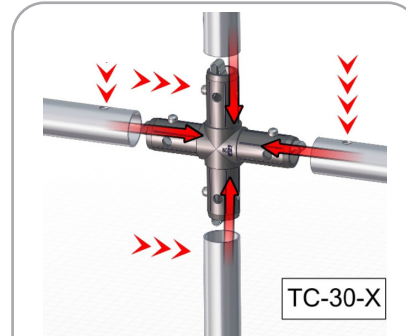
STEP 1: ASSEMBLE FRAME



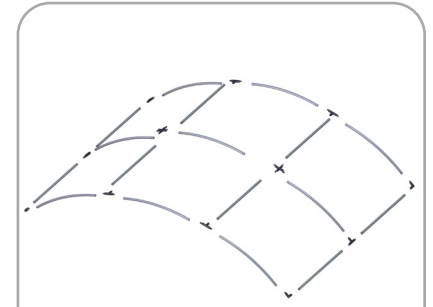
Assemble top frame corners using TC-30-90. Label codes will be on backside of tube. It is best to assemble frame laying flat.



Connect top and bottom sides of frame using TC-30-T by lining up holes with snap buttons.




Use TC-30-X to connect middle frame sections; snap on button.

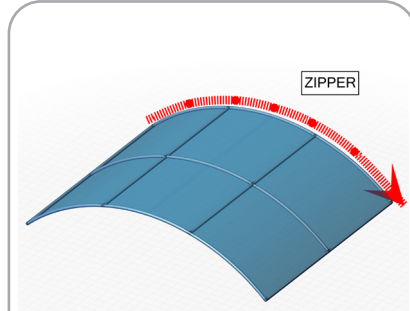


Frame assembly is complete once all sides and middle are connected.


STEP 2: ATTACH GRAPHIC



Slide graphic over top of frame.



Zip fabric closed as shown along bottom.

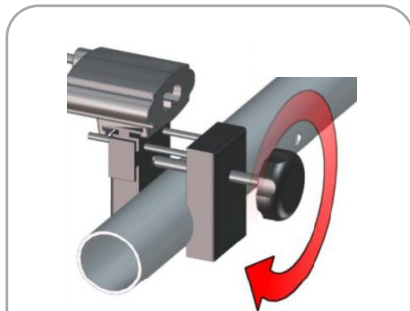


Stand unit upright.

STEP 3: ATTACH LIGHTS




Slide light onto universal clamp.



Attach clamp with light on top of the frame (after fabric graphic). Turn clockwise to tighten.

Check out these related products:

The Formulate line is a collection of stylish, ergonomically designed tabletop, 8ft, 10ft, 20ft exhibits, hanging structures, and display accessories. Formulate combines state-of-the-art zipper pillowcase dye-sublimated fabric coverings with a premium lightweight aluminum structure. Formulate is efficient, easy to assemble and disassemble, and offers remarkable style options and choices.



Formulate Tabletops



Formulate 8ft Kits



Formulate 10ft Kits
(Horizontal Curve)



Formulate 10ft Kits
(Vertical Curve)



Formulate 10ft Kits
(Straight)



Formulate 20ft Kits



Formulate Hanging Structures